



WESTIN
Meetings

Floor Plans + Capacity Charts

Whether you're catching up with colleagues or convening for a conference, our planners are here to make your meeting or event effortless. With over 70,000 square feet of event space in 29 rooms, we offer countless ways to connect and collaborate in the center of downtown Seattle.

THE WESTIN SEATTLE
1900 5th Avenue
Seattle, WA 98101USA
T +1 206.728.1000
westinseattle.com

Meeting Space

OVERVIEW

ROOMS AT A GLANCE

TOTAL GUESTROOMS	891
TOTAL MEETING ROOMS	29
LARGEST MEETING ROOM CAPACITY	2,000
LARGEST MEETING ROOM SIZE	18,030 SQ FT

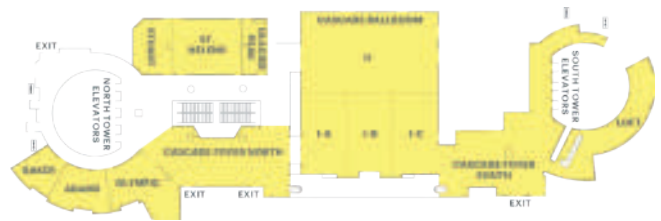
Additional spaces for meetings and events, not displayed here, may also be available. Contact your hotel representative for more information.



GRAND LEVEL - FOURTH FLOOR



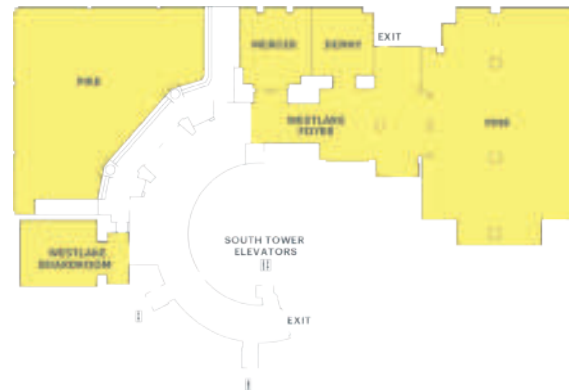
SAN JUAN LEVEL - THIRD FLOOR



MEZZANINE LEVEL - SECOND FLOOR



LOBBY LEVEL - FIRST FLOOR



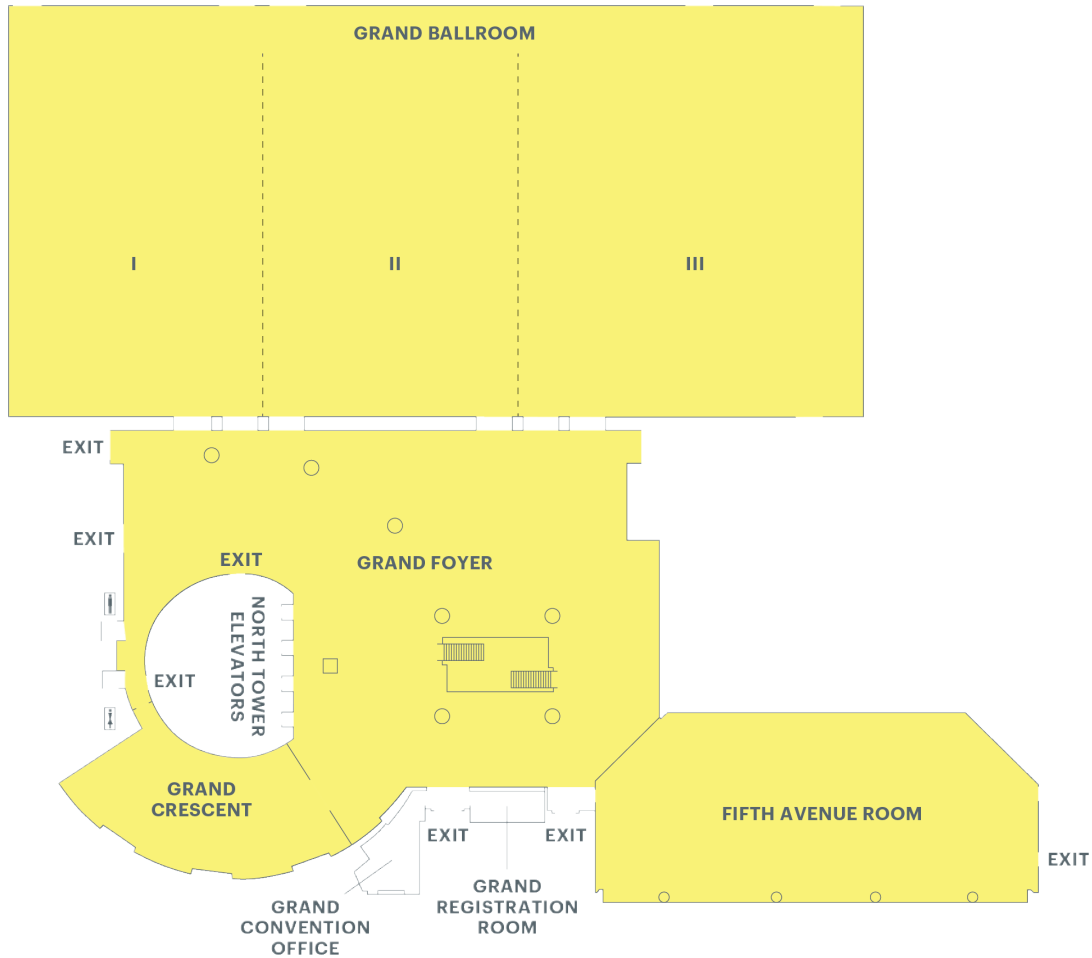
WESTLAKE LEVEL - LOWER LEVEL

THE WESTIN
SEATTLE

THE WESTIN SEATTLE
1900 5th Avenue
Seattle, WA 98101USA
T +1 206.728.1000
westinseattle.com

Grand Level

MEETING SPACE - FOURTH FLOOR



ROOM NAME	TOTAL SQ. FT.	DIMENSIONS	CEILING	THEATER	SCHOOLROOM	CONFERENCE	U-SHAPE	HOLLOW SQUARE	RECEPTION	5' RND DINING	6' RND DINING
GRAND LEVEL											
GRAND BALLROOM	18,030	92' X 196'	20'	2,000	1,200	—	—	—	2,000	1,580	1,240
GRAND I, GRAND II, EACH	5,336	92' X 58'	20'	600	350	80	—	110	550	430	390
GRAND III	7,360	92' X 80'	20'	800	500	80	107	134	780	600	540
FIFTH AVENUE ROOM	3,444	42' X 82'	9'	380	240	78	87	90	375	300	240
GRAND CRESCENT	1,430	30' X 62'	9'	140	70	36	36	36	155	110	90
GRAND FOYER	10,500	VARIABLES	9'	950	—	—	—	—	950	—	—
GRAND CONVENTION OFFICE	170	10' X 17'	9'	—	—	—	—	—	—	—	—
GRAND REGISTRATION OFFICE	112	16' X 7'	8'	—	—	—	—	—	—	—	—

THE WESTIN
SEATTLE

THE WESTIN SEATTLE

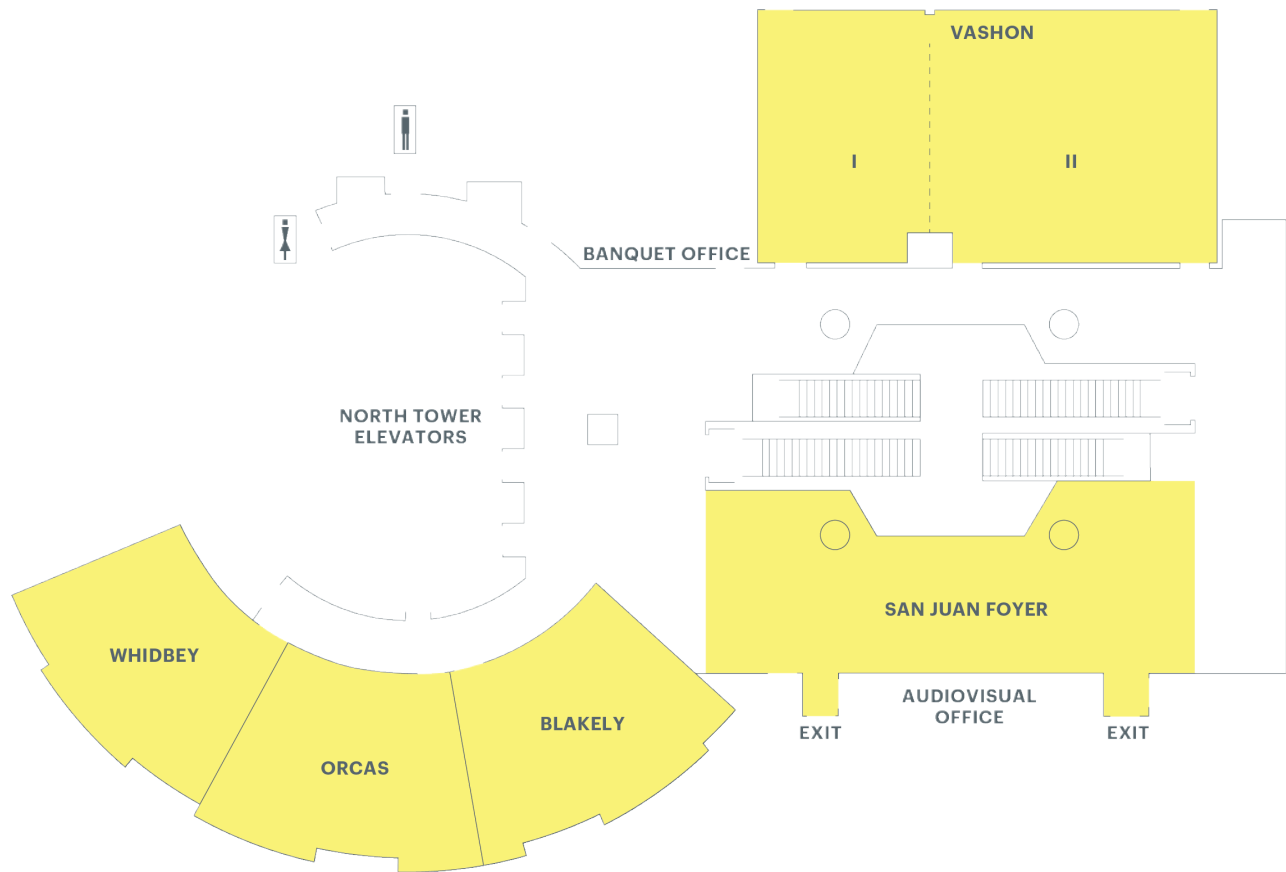
1900 5th Avenue
Seattle, WA 98101USA

T +1 206.728.1000

westinseattle.com

San Juan Level

MEETING SPACE - THIRD FLOOR



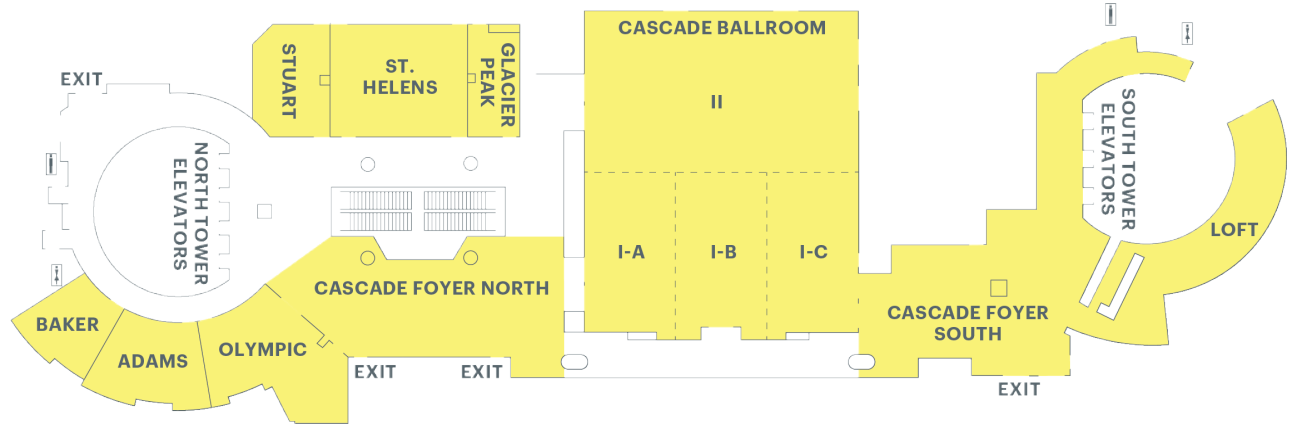
ROOM NAME	TOTAL SQ. FT.	DIMENSIONS	CEILING	THEATER	SCHOOLROOM	CONFERENCE	U-SHAPE	HOLLOW SQUARE	RECEPTION	5' RND DINING	6' RND DINING
SAN JUAN LEVEL											
VASHON	1,350	27' X 50'	8'	140	80	44	44	47	145	110	90
VASHON I	486	18' X 27'	8'	40	30	20	23	24	50	40	30
VASHON II	864	27' X 32'	8'	90	50	26	27	36	85	70	60
WHIDBEY, ORCAS, BLAKELY, EACH	525	25' X 21'	8'	50	24	20	20	22	65	40	30
SAN JUAN FOYER	2,200	VARIES	9'	120	—	—	—	—	120	—	—

THE WESTIN
SEATTLE

THE WESTIN SEATTLE
1900 5th Avenue
Seattle, WA 98101USA
T +1 206.728.1000
westinseattle.com

Mezzanine Level

MEETING SPACE - SECOND FLOOR



ROOM NAME	TOTAL SQ. FT.	DIMENSIONS	CEILING	THEATER	SCHOOLROOM	CONFERENCE	U-SHAPE	HOLLOW SQUARE	RECEPTION	5' RND DINING	6' RND DINING
MEZZANINE LEVEL											
STUART	459	17' X 27'	8'	40	24	20	—	—	50	30	30
ST. HELENS	891	33' X 27'	8'	96	48	28	30	32	90	80	60
GLACIER PEAK	324	12' X 27'	8'	12	—	12	—	—	—	—	—
BAKER	378	18' X 21'	8'	30	15	16	15	16	35	20	20
ADAMS	525	25' X 21'	8'	50	24	20	20	22	65	40	40
OLYMPIC	650	19' X 26'	7'	70	30	26	28	32	70	60	40
CASCADE BALLROOM	5,200	65' X 80'	17'	580	345	60	84	108	550	400	350
CASCADE I, CASCADE II, EACH	2,600	65' X 40'	17'	275	170	40	60	66	270	200	170
CASCADE I-A, I-B, I-C, EACH	840	21' X 40'	17'	80	40	26	30	36	80	70	60
CASCADE FOYER SOUTH	1,700	VARIES	9'	120	—	—	—	—	120	—	—
CASCADE FOYER NORTH	2,100	VARIES	9'	250	—	—	—	—	250	—	—
LOFT	1,050	12' X 72'	10'	50	—	24	—	—	90	60	—

THE WESTIN
SEATTLE

THE WESTIN SEATTLE

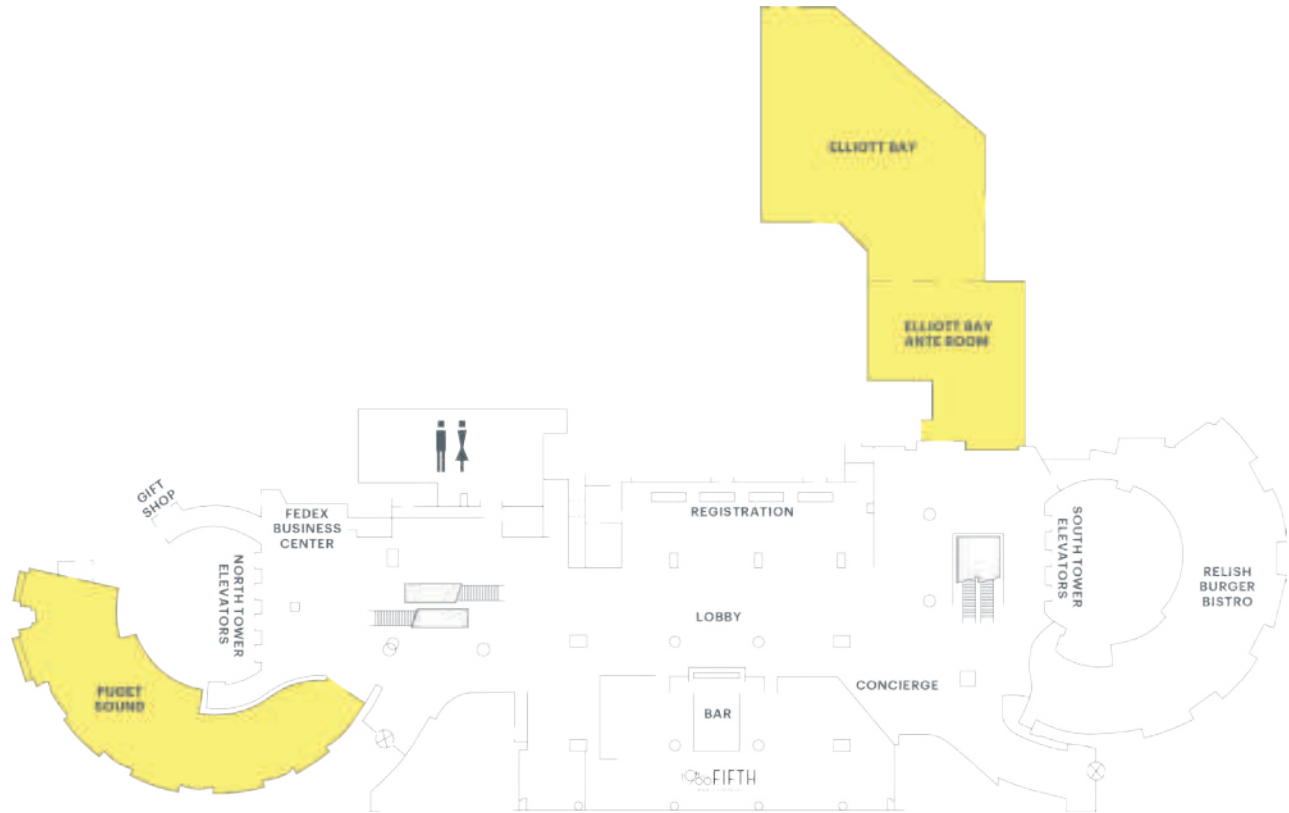
1900 5th Avenue
Seattle, WA 98101USA

T +1 206.728.1000

westinseattle.com

Lobby Level

MEETING SPACE - FIRST FLOOR



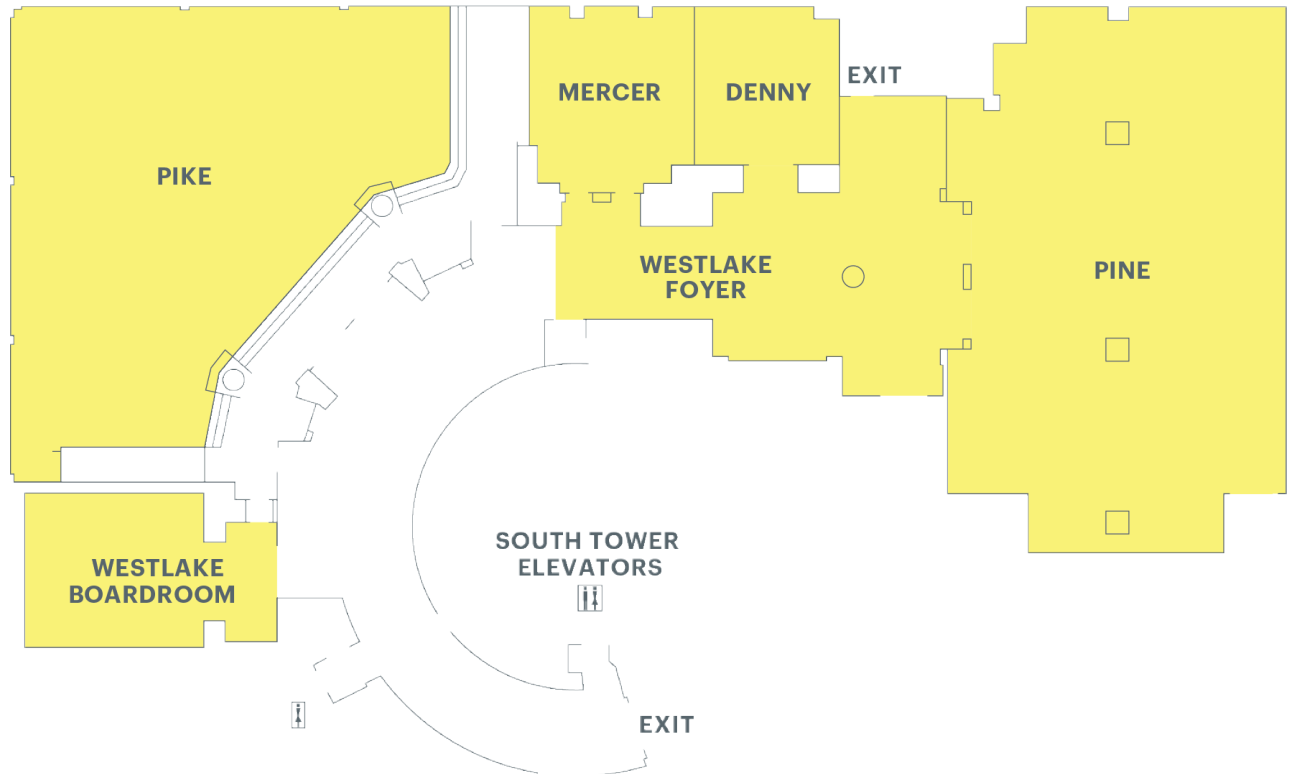
ROOM NAME	TOTAL SQ. FT.	DIMENSIONS	CEILING	THEATER	SCHOOLROOM	CONFERENCE	U-SHAPE	HOLLOW SQUARE	RECEPTION	5' RND DINING	6' RND DINING
LOBBY LEVEL											
ELLIOTT BAY	2,200	VARIES	8'	180	100	30	39	42	250	220	180
ELLIOTT BAY RECEPTION	1,300	26' X 50'	8'	100	—	—	—	—	125	80	80
PUGET SOUND ROOM	2,964	114' X 26'	10'	160	60	60	38	42	220	200	160

THE WESTIN
SEATTLE

THE WESTIN SEATTLE
1900 5th Avenue
Seattle, WA 98101USA
T +1 206.728.1000
westinseattle.com

Westlake Level

MEETING SPACE - LOWER LEVEL



ROOM NAME	TOTAL SQ. FT.	DIMENSIONS	CEILING	THEATER	SCHOOLROOM	CONFERENCE	U-SHAPE	HOLLOW SQUARE	RECEPTION	5' RND DINING	6' RND DINING
WESTLAKE LEVEL											
PIKE	2,912	56' X 62'	8'	200	130	54	54	58	300	190	140
DENNY	357	21' X 17'	8'	50	18	16	15	22	40	30	20
MERCER	525	21' X 25'	8'	50	24	22	—	24	50	30	20
PINE	2,925	65' X 45'	9'	230	156	58	—	58	300	260	210
WESTLAKE BOARDROOM	500	20' X 25'	8'	44	24	20	—	25	40	30	20

THE WESTIN
SEATTLE

THE WESTIN SEATTLE
1900 5th Avenue
Seattle, WA 98101USA
T +1 206.728.1000
westinseattle.com



THE WESTIN
SEATTLE

THE WESTIN SEATTLE

1900 5th Avenue
Seattle, WA 98101USA

T +1 206.728.1000

westinseattle.com