

INN AT THE QUAY



Wedding Planning Guide





Contents

The Perfect Backdrop	4	23 Beautiful Bridesmaids
Discover the Difference	7	24 Groomswear
Dream Wedding Day	8	25 Your Carriage Awaits
Wedding Ceremony	10	26 Wedding Flowers
The Perfect Location	12	30 Wedding Entertainment
Delicious Dining	14	35 Wedding Decorations
Sample Menu	15	36 Wedding Cake
Top 10 Photo Shoot Locations	16	40 Hair and Make Up
Wedding Budget	17	41 Wedding Rings
Wedding Planning Timeline	18	42 The Finishing Touches
Wedding Photography	20	44 Guest List & Seating Plan
Videography	21	46 My Wedding Notes
The Perfect Dress	22	

The Perfect Backdrop

Butterflies in your stomach, a pounding heart, and a smile that never leaves your face. Just some of the signs you're in love. Now that you're ready to take the next step towards forever, allow the beautiful Inn at the Quay Hotel to compliment all the emotions of your special day with a waterfront backdrop like none other.

With the help of our expert planners, you will take the first step of forever with a location as breathtaking as your true love.....with a setting that always enhances...never overtakes....









Discover the Difference

Will it be an elegant affair? Small and intimate? Rustic or vintage? An epic reception bash? Perhaps you've been planning since you were a little girl and have pictures of everything you've envisioned? If so...add one more...a scenic riverfront location with a team that considers it an honour to play a part in your happily ever after. And just like the two of you....our floor to ceiling windows and stunning views are a great match to whatever theme and décor elements you've selected.



Dream Wedding Day

Perched above the Fraser River, with ever-changing liquid landscape views, this intimate, boutique-style waterfront Hotel is an extraordinary setting for the coming together of two.

Upstairs, sliding doors to private balconies flood guestrooms with the natural light wanted for those personal and detailed “preparations” photos...taken most often in one of our two hospitality rooms. Particularly perfect for getting ready the morning of...the murphy bed in each easily tucks away for more open space. A wet bar area provides the platform for shareable snacks and bevies and full length and vanity mirrors show your fabulous wedding-day ready self!





Our custom-designed Locked Inn Love sculpture offers our newlyweds the chance to symbolize their unbreakable love. Quay couples are provided a lock upon check-in and encouraged to place it on this one-of-a-kind second-floor patio art piece and take advantage of yet another fantastic photo op!

Friends and family staying with us return home with a customized keepsake.....as a reminder of your once-in-a-lifetime occasion.

Besides the big event, look to the Inn at the Quay for a memorable bridal shower, a bachelorette party, rehearsal dinner...or when you and your gal-pals need to do some serious dress shopping. Only minutes from New Westminster's "Bridal Row", the ultimate destination for the perfect dress. The Hotel's "Say Yes to YOUR Dress" package includes everything needed for a fun-filled day!

Wedding Ceremony

Photo ops galore when you elevate your “I Do’s” on our private second floor patio and take advantage of the built-in backdrop of the mighty Fraser River. Included in the room rental for ceremony space...

- ♥ 2 hours of ceremony rehearsal time in the week prior to your wedding
- ♥ Signing table – skirted with chair
- ♥ Set-up and take down by hotel staff
- ♥ Contingency plan (*in the event of poor weather we will relocate to our Hyack South Room*)
- ♥ Water service for your guest’s enjoyment – before and after the ceremony
- ♥ Seating to 130 people maximum





The Perfect Location

Boost your happiness at a vibrant waterfront Hotel where comforts and photo ops are only limited by your imagination! Sassy soirees, exquisite affairs, mouth-watering feasts or a casual chic celebration...we take great care in the little touches that reflect your personality.

And what could be better than having friends and family bask in the afterglow of your special day by taking the elevator to their own riverfront guestrooms just above the celebration?! At the end of the Hotel's lower floors and as far out over the water as you can go, king bedded rooms with large jetted tubs await the return of our newlyweds – along with chilled bubbly of course! A block of guestrooms set aside in advance means one less thing to do and ensures those on your guest list partake in the festivities as long as they want.



Hyack Room

Excitement heightens as you make your grand entrance into our Hyack Ballroom with reception seating up to 150 people. Partner this emotional high with our Executive Chef's menus and dedicated staff to keep your guests talking for years to come. Floor to ceiling windows overlooking the Fraser River add an ever-changing ambiance. Natural light by day and then dimming to just the perfect amount of twinkling lights by night.... perfect timing for a romantic evening! The views expand when your guests step out onto our wrap around balcony after dancing the night away and gaze skyward.

Included in the room rental for reception space is...

- ♥ Set-up and break down
- ♥ Tables with chairs and white linens
- ♥ Tableware
- ♥ Podium with attached microphone
- ♥ Table with linen and skirting for wedding cake, guest book, gifts, DJ
- ♥ Easel for floorplan
- ♥ 15 x 18 hardwood dancefloor
- ♥ Wi-Fi
- ♥ Wheelchair Accessible
- ♥ Coat Check

Riverside Room

If your vision includes a smaller, more intimate affair, our Riverside Room is a fantastic venue choice! Best suited to receptions to 32 people or ceremonies for 50...the colour palette of blues and greens is sure to compliment your chosen colour scheme. A full wall of windows means the view is uninterrupted and definitely part of your décor!

Included in the room rental for reception space is...

- ♥ Set-up and break down
- ♥ Tables with chairs and white linens
- ♥ Tableware
- ♥ Podium
- ♥ Table with linen and skirting for wedding cake, guest book, gifts
- ♥ Easel for floorplan
- ♥ Wi-Fi
- ♥ Wheelchair Accessible
- ♥ Coat Check

Delicious Dining

As Bride & Groom, you will receive personalized planning assistance and guidance to ensure that your event reflects your special personality.

Make a statement with delicious food that suits your guests and stays true to your budget. We'll help you customize a menu catered by The Boathouse Restaurant.



Sample Menu

Reception Platters

Sushi Platter
International Cheese and Fruit Mirror
Antipasto Platter

Cold Hors D'oeuvres

Poached Prawns and Cocktail Sauce
Tomato Bruschetta
Prime Rib with Red Onion Marmalade, Harissa Mayo and Bleu
Cheese Served on Crostini

Salad

Caprese Salad
Beet Salad
Greek Salad

Entrée

Wild Mushroom Ravioli
Maple Roasted Salmon
Chef Carved Certified Angus Baron of Beef
Chicken Marsala
Beef Short Rib

Dessert

Our Chef's Selection of Premier Cakes, Pastries, Mousses,
Cheesecakes, Tarts, Mini Crème Brule along with a
Freshly Sliced Fruit Platter

Please ask for full list of menu & bar options

TOP 10 *Photo Shoot* LOCATIONS

1. *Inn At The Quay Lobby*

2. *Westminster Pier Park*
(at timber wharf or urban beach)

3. *Westminster Quay*
boardwalk and esplanade

4. *Front Street*
(behind heritage buildings)

5. *Queens Park*
rose garden and gazebo



6. *Friendship Gardens*
(next to City Hall)

7. *City Hall*
steps and front entrance

8. *Glenbrook Ravine*
bridge

9. *Old B.C. Penitentiary*
in front of Dublin Castle

10. *Port Royal*
riverbend and beach

Wedding Planning Guide

		SUGGESTED	BUDGET	ACTUAL	DIFFERENCE
INVITATIONS	Save The Date				
	Invitations				
	Postage				
	Guestbook / Pen				
CEREMONY	Location (Inn At The Quay)				
	Chair Rental				
	Decorator				
	Aisle Runner				
	Chair Covers				
	Ceremony Decorations				
	Marriage License				
TRANSPORTATION	Marriage Commissioner				
	To Ceremony				
	From Ceremony to Reception				
PHOTOGRAPHER	From Reception to Hotel				
	Engagement Photos				
	Photographer Fees				
	Videographer				
RECEPTION	Wedding Photos				
	Venue Rental Fees				
	Dinner				
	Drinks/Alcohol				
	Wine				
	Champagne				
	Corkage				
	Gratuity				
	Reception "Extras"				
	SOCAN & Re:Sound Music Fee				
RECEPTION DÉCOR	Wedding Cake				
	Cake Cutting Fee				
	Decorator				
	Head Table Décor				
	Centerpieces				
	Cake Table Décor				
	Knife/ Server for Cake Cutting				
ENTERTAINMENT	Table Linens				
	Chair Covers				
	DJ				
	Photobooth				
ATTIRE/BEAUTY	Guest Favors				
	Wedding Dress				
	Shoes				
	Jewelry				
	Veil				
	Hair				
	Makeup				
	Groom's Tuxedo				
	Bridesmaids' Dresses				
Groomsmen's Attire					
FLOWERS	Flower Girl Dress				
	Ceremony Décor				
	Petals for Aisle				
	Bride's Bouquet				
	Bridesmaids' Bouquets				
MISC.	Groom's & Groomsmen's Boutonnieres				
	Moms' & Grandmas' Corsages				
	Candles				
	Pillow for Ring Bearer				
	Basket for Flower Girl				
	Wedding Rings				
	Honeymoon				
	Wedding Brunch / Gift Opening				

BALANCE	Budgeted Total	
	Actual Total	
	Difference	

Wedding planning timeline

A super helpful checklist and step-by-step guide to *plan your wedding day*

You've set the date! But now with so much to think about, where to begin?

Don't panic. This guide will be your best friend for the next few months, giving helpful tips for planning your special day.

We've included a convenient month-by-month checklist to keep you on track as you count down to the wedding day.

Start planning the day of your dreams with this handy guide and bring your wedding vision to life!

When you get engaged

- Determine your budget
- Start gathering names and addresses for your guest list
- Narrow down your potential wedding date. Start by determining a season, then a month, then narrow to two or three specific days (Remember – your chosen venue may book dates between 12-18 months in advance)
- Schedule a tour of the venue

After touring the venue

- Reserve your date and pay the deposit
- Customize your menu for the big day and obtain a price quote

12 months to go

- Hire a photographer and videographer. Don't procrastinate - many are fully booked a year in advance!
- Book wedding day transportation
- Begin shopping for your wedding dress
- Start considering your Hair and Make Up service and stylist
- Choose your bridal party and personally ask them to join you on your special day!
- Set your date and send out 'Save the Date' cards to your guests
- Book a block of hotel rooms for out of town guests (ask your wedding specialist about guest room block details)

11 months to go

- Plan ceremony and reception décor
- Set up an appointment with your florist to go over details such as personal flowers, centerpieces, and additional floral needs

10 months to go

- Set up wedding gift lists
- Choose ceremony and reception music (don't forget the processional and recessional songs!)
- Choose a style of wedding dessert, whether it be cake, cupcakes and doughnuts, see our sizing guide!

9 months to go

- Order your wedding dress and have alterations done if necessary

8 months to go

- Order hair accessories
- Select wedding bands and order

6 months to go

- Set up a trial run of your wedding hair and makeup
- Send out official wedding invitations - don't forget to include an R.S.V.P date

5 months to go

- Make arrangements for any rental items such as photobooths, décor, table runners and chair covers
- Arrange any additional sound equipment required

4 months to go

- Choose groom's attire and arrange alterations
- Purchase any other bridal accessories including lingerie, garter, shoes, and jewelry
- Schedule a wedding rehearsal with the venue
- Arrange location and timing for rehearsal dinner

3 months to go

- Check in with hotel to ensure accommodations are booked for out of town guests
- Finalize wedding details with venue such as food and beverage menu, audio visual requirements, setup and timeline

2 months to go

- Make sure your wedding rings have been altered to fit
- Arrange a final fitting of your bridal dress
- Confirm flowers with your chosen florist
- Pay final balance with venue

1-2 weeks to go

- Set up a final detail meeting with your Event Specialist at the venue

Day Before

- Pack any last-minute items to go to the hotel with you
- Deliver decorations and wine to venue before rehearsal
- Wedding rehearsal at the venue
- Rehearsal dinner
- Relax and get plenty of rest!

Wedding Day



- Have a trusted friend or family member handle final payments or additional tips for vendors
- Don't worry about a single thing! Your vendor team has the details covered
- Enjoy every moment of this magical day!

THE *perfect* PICTURE

Wedding photography has transformed light-years from the traditional stuffed-shirt poses of yesteryear. Images of the 'first look', where couples get a glance of one another prior to the ceremony, have become increasingly popular. More relaxed, candid-style shots have taken the place of traditional posed photos.

1. *Engagement* SHOOTS

Photo sessions of the newly engaged couple are a wonderful way to announce an engagement and can be used for Save-the-Dates, wedding invitations, guest books and home décor.



2. *Getting* READY

Treasure every second of your special day. Many couples arrange for their photographer to be present as they begin their day at the salon for hair and make-up, slip into their formal wear or share a celebratory toast. These photos capture all the little moments experienced throughout the day with your loved ones.

3. *Day-of* DETAILS

With so much fun and excitement, it seems as though the day flashes by in the blink of an eye. Videographers will capture every detail and combine it into a memorable montage of all the day's events. From the first kiss to the last dance, you'll have a collection of moments to cherish for the rest of your lives.

4. THE *Guests*

Weddings are truly about sharing a special life moment with all of your loved ones. There are a number of ways to incorporate photography into your day. Photographers will professionally capture photos of your family and friends celebrating your love. See the day from your guests' perspective by creating a personalized hashtag or crafting a guest book using Polaroid cameras. You'll look back on these images for the rest of your lives together.



Wedding VIDEOGRAPHY

Wedding videography has come a long way over the years. With new specialty equipment such as Steadicams, drones and digital DVD exhibition, the right videographer has the power to turn your special day into a cinematic masterpiece. A videographer adds true value to your wedding by capturing the incredible hard work that you and your soulmate have spent months meticulously planning.



Viewing the day from the perspective of your family and friends is a unique way to look back on your nuptials. From walking down the aisle, to cutting the cake and dancing through the evening, a videographer will document memories that you can cherish for years to come. The benefits of hiring a videographer are truly priceless.

CHOOSING YOUR *perfect* DRESS




Sheath (Column)

As the name suggests, this design is quite narrow from shoulder to hem and fits the figure closely everywhere. This type of dress is best suited to slimmer brides, although it can look flattering on an hourglass figure if you want to make the most of your curves.




Empire

This shape is reminiscent of Jane Austen heroines, a high waist and gently flared skirt which is much narrower overall than the Princess or Ball Gown styles. Slimmer figures may suit this style best, although it is also good for disguising wide hips and making shorter brides appear taller.



Ball Gown

Imagine Cinderella's dress when she goes to the ball; this is exactly the silhouette of a Ball Gown dress. The bodice is fitted but the dress begins to flare at the waist and continues, like the Princess style, to a full skirt at the hemline. This shape looks best on tall, full figured women. Shorter brides and those with smaller frames might look somewhat 'lost' in this style.



Princess (A-Line)

This style has a fitted bodice and hips with a skirt which gently flows outwards to become full at the hem. This design is perfect for the bride interested in accentuating her unique curves.



Mermaid

This type of dress is figure-hugging until just below the knees where it flares out in a similar way to a mermaid's tail. It is best suited to slim figures, as it can be unforgiving if you have any areas you wish to disguise.

BEAUTIFUL *bridesmaids*



It's not just the bride who should look and feel her best! Your bridesmaids are an important part of your day – you want them to be at their finest! Selecting a bridal dress amongst a sea of beautiful gowns is quite the decision. It can be even more of a challenge to choose a style for your girls! Here are a few pointers to help smooth the process...

ONE

Bridesmaids are generally expected to pay for their own dress. Remember to take their budgets into account when choosing dresses and accessories.

TWO

Everyone is different, and that is a beautiful thing! If your girls vary in body type, consider differing dress styles in the color to suit their different shapes. Another option is to choose the same style of dress in varying shades of color, for a unique “ombré” look.

THREE

When ordering the dresses, be sure to allow enough time for alterations. Ask your seamstress exactly how much time is needed to be certain you've allotted enough time (plus a buffer!). It is always better to order a larger size and have it taken in than to let a smaller one out.

FOUR

Don't forget to complete the look! Consider what accessories and shoes your girls will wear. Would you like for them to match or do you prefer varying styles in the same color scheme? Dresses can also play a part in determining hairstyles. Are the dresses best suited to up-do's or flowing curls? Keep the complete look in mind when deciding on dresses.

Suits YOU

1. The Tuxedo A smart, formal option, especially popular for winter weddings or celebrations taking place later in the day. The classic tux is black. To mix it up, consider a midnight blue version or a white dinner jacket. The great thing about a tux is you can wear it again.

2. Morning Suit For formal and traditional weddings, the classic morning suit (consisting of tailcoat, dress shirt, waistcoat and formal trousers) is the perfect option. If you're going for this choice it might be best to rent rather than buy, as it is unlikely a suit that you will wear again.



3. Lounge Suit Consider a classic fitting, double breasted or three piece suit for a less formal wedding or if you feel the tux is too proper. This is a timeless statement suit.

4. Shirt & Bowtie Relaxed and informal look for a groom, suitable for a summer wedding. Matching braces suit a fashion-forward groom.

5. Smart Casual No matter how laid back your day will be, you'll still want the groom and his men to look well turned out. Mix a heavier jacket or blazer with trousers for a smart casual look.

Your carriage awaits



It's the big day, you look and feel amazing, and the venue is ready and waiting for you to arrive in style.

Try to ensure you actually see the vehicle you will be using before agreeing on a price or paying a deposit. Will your dress fit into the back without being creased? Is the car available for the right length of time, including extra allowances for unforeseen circumstances such as traffic, extra time spent on hair and makeup, etc.? Will you need to have any luggage stowed away ready to go straight on the honeymoon?

Consider the number of guests in your wedding party. A specially decorated mini-bus might be

an idea if it's a large group, or you may decide on two separate limousines for each side of the party. These details need to be considered before making a decision on the right style of transportation for you.

If your reception is at a different location than the ceremony, you will also need to schedule transportation between the two spaces. If you have a designated block of rooms at a hotel, you may even consider using their shuttle services in addition to an outside transportation company. With proper planning, you'll have all of your guests and wedding party where they need to be!

Blooming beautiful FLORAL IDEAS

Flowers are a beautiful complement to your wedding day décor; from small and elegant arrangements to spectacular focal displays.

The color scheme is very important so your florist knows which shades to work with. If you're undecided it's a good idea to begin by choosing the shapes and sizes you will need so your florist has an idea where to begin designing.

If you have a color scheme in mind, take some swatches or photos to show your florist what you are thinking. Take into account the style of your wedding: vintage, sophisticated, rustic, modern – make sure the flowers suit the wedding theme.

After deciding how many bouquets, corsages and boutonnieres you need for the wedding party and family, think about floral displays for the venue. If you are hosting the ceremony and reception at separate locations, consider taking the flowers with you as decoration for the reception space. Any bridesmaids' bouquets can be used as a display on the head table, or to add pops of color to the escort card table, gift table, bars, and more. Re-using flowers for different purposes throughout the day is the perfect way to stay on-budget, while adding plenty of beautiful decoration to your space!

NEW WESTMINSTER *Weddings*

bunches
&
blooms

FLORAL

Career expertise in creating wedding florals
— experience few Florists can match



Mention our ad
to receive a
complimentary
Throw Away
Bouquet

Bunches & Blooms Floral

River Market/New Westminster

604-544-0996

www.new-westminster-weddings.com



FIORE REPUBLIC

FLORAL DESIGN

*"We provide a vast selection
of flowers that will be
arranged to the highest
quality for your wedding"*

FIORE REPUBLIC FLORAL DESIGN

#369 Columbia street New westminster BC V3L 5T6 CANADA

www.fiorerepublic.com

info@fiorerepublic.com

Phone +1 604-553-2669 369



FREE bridal corsage with a purchase of wedding package - call us to book a **FREE** consultation!

MANITES FLOWER SHOP

Make Your Dream Wedding Come True



Being a local flower shop for 25 years, we are passionate about providing exceptional floral arrangements for your special day!

www.manitesflowershop.com

Tel: **604.524.8724**

7656 6th St, Burnaby BC V3N 3M7

Find us on social media: **@happyashley00**



THE *wedding* ENTERTAINMENT

Although you, yourselves, will be the stars of this special 'show' - let's not forget that there will be many long periods while you are being photographed; guests are arriving or while the venue is being changed over ready for the evening party. During these times some entertainment will break the ice between your families, distract younger guests and provide a sense of flow between the main parts of the day.



A magician could be hired to visit each table during the wedding breakfast and entertain each group in turn for a few minutes. Work out how many tables you have and allow five to ten minutes for each on plus some extra time for moving around.

For the children it can be a long time to behave nicely; a balloon modeller, puppeteer or even, depending on the setting, a petting zoo could be hired for the day. Face painters are also popular with children.

Photo and video booths are popular, guests can have fun with silly props and leave you special messages to look back on afterwards.

DJ's, are of course, in big demand for the evening. The best ones will be booked up quickly so make sure you book in advance. Think about the style of music you and your guests would like to listen to, from dance to rock 'n' roll.

Live music can give a sophisticated feel to the evening. You could hire a saxophonist or pianist for your guests to enjoy. Or maybe there is a local band you've heard at another party? Live music is always special but you might want to consider hiring a DJ for in-between sets to keep the party going.

Don't forget the older guests too. Great Aunt Flora and Uncle Herbert might not be keen on house rap music, so perhaps consider including a few feel good classics for them to enjoy. The older generation and smaller children might not stay until the very end so remember to play any special songs earlier in the evening.

In the end, remember it's *your* special day, so make sure it is as personal and memorable for the two of you as you like. If you want spiderman or the Queen to show up you could hire look-alikes from specialist companies, unless, of course, you happen to know the real ones personally.



FUN, UNIQUE AND INCREDIBLE MOMENTS

Your premier Vancouver and Fraser Valley Wedding and Event Entertainment Service. We understand FUN, and it's often the personality of the DJ that really makes your party memorable. By specializing in creating incredible moments throughout the night, we deliver just what you want; a unique wedding reception that your guests will really enjoy and remember - and they will remember it for all the right reasons.

We go beyond standard Wedding DJ services to provide an experienced DJ, a true master of ceremonies, skilled in assuring that your event blossoms as an enjoyable, lively and memorable experience for everyone.

We want your guests raving about how much they enjoyed your wedding reception. In addition to the great music, our fun DJs can interact with your guests to really bring entertainment to your celebration. From interactive games, trivia and dance contests, our DJs will have your guest asking you "That DJ was amazing... where did you find them?"

primetiment
www.primetiment.com

CALL OR EMAIL US FOR A QUOTE

www.primetiment.com

Phone: (604)-781-1784 Email: primetime2entertain@yahoo.ca

Audio Edge

express yourself and dance



Weddings are a time when your family and friends make memories to treasure forever. Let Audio Edge Entertainment turn your dreams into reality by planning your entertainment down to the last detail. Experience a dream come true as we create the fairy tale surrounding your special day.

From the first mix of music while the bride walks down the aisle to the final notes at the reception, you want your wedding day to be perfect. So do we. We will co-ordinate with your MC to make sure your entire event runs smoothly, so you can focus on each other. You'd like live entertainment? We can provide it. Don't have an MC? We do that too. Any other special requests? Let us know. Your desires are ours too. Audio Edge Entertainment wants you to experience Wedding Day Magic.

www.audioedge.ca

Phone: (778) 231 3472 Email: info@audioedge.ca

SELFIE RING



PHOTO BOOTH



PHOTOGRAPHY

Call us

778-246-3547



LANGIS Event Media has provided Vancouver and the Fraser Valley with event imaging entertainment for more than a decade. We are continually striving to set ourselves apart through exceptional customer service, unique products, and competitive pricing.

LANGIS Event Media has a history and goal of providing customers a seamless experience with added services not typically provided by other companies. Such as our award-winning Selfie Ring which brings the entertainment to the guests and sends digital photos directly to their phone. We provide a first class experience to all of our customers and ensure that we go above and beyond to meet the needs of even the most discerning client. Through customizable packages, and professional staff, we pride ourselves on delivering an exceptional product.



LANGIS EVENT MEDIA

Vancouver and the Valley's premier
imaging entertainment company



VISIT US ONLINE

| langiseventmedia.com



First Dance Magic

Make your first dance a beautiful and memorable highlight. For you as well as your audience. Two highly experienced, professionally certified dance instructors, multi-time BC champions, provide expert choreography and training that will take you way beyond that traditional "high school shuffle." Call today!

Delta  DANCE

604.657.1351 | www.delta.dance/wedding

All Occasions

CHIC DECOR · PLANNING · DESIGN · RENTALS

Congratulations! You're engaged, and we are here to help. Book your design consult with one of our floral and event experts and we will bring your dream wedding to life.



www.alloccasionsdecor.com

Call: 604-838-3651
Email: celebrate@alloccasionsdecor.com





WEDDING *Decorations*

Lighting Decorative lighting such as fairy lights can create a sense of intimacy in a large space and help highlight décor elements.

Polaroids For a nice personal touch, next to your guest book you could leave a polaroid camera so that guests can take an instant photograph of themselves to place next to their message in the book.

Signage To help your guests find their way to the wedding venue you could use beautiful signage.



Menu Cards The complement to your wedding day stationery and matching your color scheme, they will add an extra-stylish touch to your tablescape.

Chiavari Chairs Consider upgrading your chairs to wooden chiavari chairs instead of the plastic folding kind. Many rental suppliers offer them and they can transform a room elegantly.

Bar Decor Most of your guests will visit a few times throughout the night, which is precisely why it's a great place to add a burst of color or personalized décor element.

THE *wedding* CAKE

Before you really settle on a style of cake, it's a good idea to work out how many guests (*plus maybe friends and family who couldn't come*) you need to serve. Size guides such as the one here will help you decide. However, whether your cake is going to be sponge, fruit or a mixture of different layers will also affect the size needed.

A 12" sponge cake will cut around 56 portions, but the same sized fruit cake will serve around 112 people. If the cake is to be served after the main meal with, perhaps a champagne toast, then your guests will be full and need a small piece. If the cake is to be served later on in the evening then the guests will be glad of a more substantial serving.

Now, on to the design. This is where you can be as traditional or imaginative as you like. White on white is traditional and elegant, especially with a ribbon wrapped around to match your theme. However cakes can be made in almost any shape and style.

A modern idea is to serve another cake for the evening party. This 'Groom's Cake' could be more light hearted than the traditional cake served earlier on, themed on superheroes, sport's team or movies. This can be a good way of satisfying both your traditional and innovative dreams. If you don't want two separate cakes you could make a 'double-take cake'. With these, the main part is traditionally designed, but a small section at the back is created with icing 'curtains' to reveal an extra design, for instance a Spiderman symbol or Hogwarts emblem.

If you have many guests with intolerances and food allergies then you may want to consider cupcakes or a small tier which is gluten-free and nut-free.

So to sum it up, consider

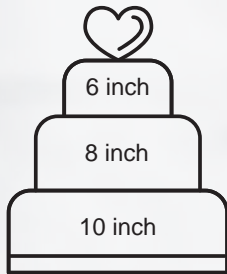
- ▶ How many slices?
- ▶ What type of cake?
- ▶ Traditional or innovative?
- ▶ One cake or two cakes?
- ▶ Tier that is gluten/nut-free?

Once you have answered these questions your baker can make your dream cake!

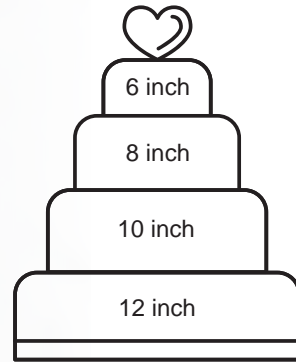


MAKE SURE EVERYONE *gets a piece of cake*

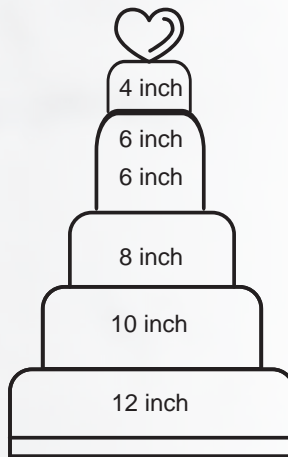
This guide makes sizing up your tiers a piece of cake,
with size and amount of tiers matched to the number of guests...



80



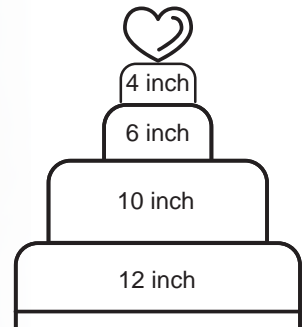
136



150



44



84



CREATIVE CAKES FOR ALL OCCASIONS





DALANA@TCANDTG.COM

WWW.TCANDTG.COM

778 835 1437



@CAKEANDGIRAFFE





Beauty to last ALL DAY THROUGH

The morning of your wedding day will be chaotic whirl of flowers, clothes and maybe a few tears. Putting lipstick and mascara on straight won't be as easy as usual, so why not hire a hair and make up artist to make you look your very best?

Here are a few pointers to consider choosing the right one for you:

- ♥ Do they offer a trial session? Deciding on shades, matching skin tones and talking through the look you want are best done in advance.
- ♥ Try out different hair styles, up and down and remember to match your bridal dress style.

♥ Will your bridesmaids and your mother have their hair and make up done professionally too? If so, discuss a time frame to allow everybody enough attention on the day.

♥ You might want to consider having the artist on hand throughout the day for any touch ups. Stray locks and fresh lipstick will be one less thing to worry about.

♥ Talk to a few different artists before coming to a decision. Each one will have their own style and ideas so choose the perfect one for you.



CHOOSING YOUR *wedding rings*

Choosing your wedding bands is often a task that is overshadowed by the overwhelming excitement of organizing the venue, caterer, florals and other details of the day. Wedding bands, however, should be chosen soon after the engagement, so you don't have to rush through the process of ordering. The wedding band is the symbol of love and commitment that both of you will wear, and the finishing touch to your already-stunning engagement ring.

Choosing your wedding band requires a similar process to the selection of the engagement ring – researching styles and settings, determining a budget etc. Give yourself at least two months to browse and consider your options.

Often times, engagement rings and wedding bands can be purchased as a set. Purchasing the wedding bands from the same jeweler as the engagement ring will ensure that the styles match one another. If you're looking for a bolder, mismatched look, consider a different style band that is still complementary to the engagement ring. Think about your lifestyle when choosing a band as well. If you spend a lot of time outdoors or doing physical labor, a more comfortable band may be the way to go; otherwise, a more intricate band may be what you're looking for. Take into consideration all of these factors, and you will be sure to find the perfect band for each of you!

THE *finishing* TOUCHES

Most couples love a bit of tradition on their big day – what could be more so than Old, New, Borrowed and Blue? All of these traditions can be incorporated into your accessories as finishing touches to your overall look.

Old

When thinking of the 'old,' a piece of jewelry, perhaps a family heirloom, fits the bill nicely. Another unique option is to incorporate antiques into your look – a pair of vintage lacy gloves or a beautiful antique watch could be just the thing. A small locket could be added to your headdress or flowers, where only you know it is there. There are many creative ways to add 'old' to your accessories.

New

The simplest of the traditions, 'new' is already incorporated in many ways – from the new wedding rings, to the new outfits, to the new last name! Another idea is to surprise your significant other with a new accessory such as a watch or a bracelet to complete their polished look.

Borrowed

Borrowing items from family and friends is a wonderful way to incorporate 'something borrowed' into your special day. Donning a piece of jewelry from a friend, wearing your mother's dress, or even incorporating pieces of her dress' fabric into your own dress or bouquet wrap are just a few ideas.

Blue

Shoes in a delicate shade of blue, or a small blue flower tucked secretly into your bouquet are fun touches to bring 'blue' into your day. If a statement is what you're searching for, a sapphire blue necklace adds a pop of color to your look. For a more practical option, consider a blue embroidered wristlet to carry your essentials.



JACK



COFFEE

LOOKING TO ADD SOMETHING UNIQUE AND SPECIAL TO YOUR NEXT EVENT? WE ARE A FULL SERVICE MOBILE POUR OVER BREW BAR. WE BELIEVE THAT WHENEVER SOMETHING IS GOING ON GOOD COFFEE SHOULD BE THERE. BREWING OUT OF THE CLASSIC CHEMEX, OUR COFFEE IS ETHICALLY SOURCED AND LOCALLY ROASTED. JACK COFFEE IS WHERE THE AESTHETIC AND THE CRAFT OF BREWING MEET.



www.jackcoffee.ca

info@jackcoffee.ca

778-240-8820

[@jackcoffeebar](https://www.instagram.com/jackcoffeebar)

A MEMORABLE EVENT DESERVES MEMORABLE COFFEE

Table 1

.....

.....

.....

.....

.....

.....

.....

.....

.....

.....

.....

.....

.....

.....

.....

.....

Table 2

.....

.....

.....

.....

.....

.....

.....

.....

.....

.....

.....

.....

.....

.....

.....

.....

Table 3

.....

.....

.....

.....

.....

.....

.....

.....

.....

.....

.....

.....

.....

.....

.....

.....

Table 4

.....

.....

.....

.....

.....

.....

.....

.....

.....

.....

.....

.....

.....

.....

.....

.....

Table 5

.....

.....

.....

.....

.....

.....

.....

.....

.....

.....

.....

.....

.....

.....

.....

.....

Table 6

.....

.....

.....

.....

.....

.....

.....

.....

.....

.....

.....

.....

.....

.....

.....

.....

Table 7

.....

.....

.....

.....

.....

.....

.....

.....

.....

.....

.....

.....

.....

.....

.....

.....

Table 8

.....

.....

.....

.....

.....

.....

.....

.....

.....

.....

.....

.....

.....

.....

.....

.....

Table 9

.....

.....

.....

.....

.....

.....

.....

.....

.....

.....

.....

.....

.....

.....

.....

.....

Table 10

.....

.....

.....

.....

.....

.....

.....

.....

.....

.....

.....

.....

.....

.....

.....

.....

Table 11

.....

.....

.....

.....

.....

.....

.....

.....

.....

.....

.....

.....

.....

.....

.....

.....

Table 12

.....

.....

.....

.....

.....

.....

.....

.....

.....

.....

.....

.....

.....

.....

.....

.....

Wedding notes

A large rectangular area with a light cream background, featuring two vertical columns of horizontal dotted lines for writing wedding notes.



Watermark
WEDDINGS

Telephone: 631-481-2982

Publisher: Watermark Weddings

Email: info@watermarkprint.media


Disclaimer: While every effort is made to ensure the accuracy of advertisements and editorial in this publication, the views expressed are not necessarily those of the publisher or editor. While every care is taken with material submitted for publication, no liability for loss or damage can be accepted by the publisher or its agents. All text and images within this publication are copyright of Watermark Weddings and may not be reproduced without written permission of the publisher.

Whilst we are appreciative of the support of our featured sponsors neither the publisher nor the wedding venue warrants or endorses the products or services within this guide.

To advertise in the next edition of this publication please get in touch with Watermark Weddings



INN AT THE
QUAY



Get in touch

www.innatthequay.com

Telephone: 604-520-1776 · Fax: 604-520-5645 · weddings@innatthequay.com

Visit Us

Inn at the Quay

900 Quayside Drive New Westminster, BC V3M 6G1